

DEPARTMENT OF LIVESTOCK



BRIAN SCHWEITZER, GOVERNOR

PO BOX 202001

STATE OF MONTANA

BOARD OF LIVESTOCK (406) 444-7323
BRANDS ENFORCEMENT DIVISION (406) 444-2045
ANIMAL HEALTH DIVISION (406) 444-2043
CENTRALIZED SERVICES DIVISION (406) 444-9040
MEAT & POULTRY INSPECTION BUREAU (406) 444-5202
MILK & EGG BUREAU (406) 444-9761

HELENA, MONTANA 59620-2001

February 1, 2008

Dr. Lennis Knight DVM
USDA/APHIS
208 North Montana, Suite 101
Helena, Montana 59601

RE: FFY07 Final Report (October 1, 2006 – September 30, 2007)

Dear Dr. Knight:

We have completed our final report for the FFY07 bison operations cooperative agreement. Enclosed, please find this report, the 269 financial status report, and our final request for reimbursement of \$174,596.60 on standard form 270.

Please note that we have yet to receive the reimbursement for the first three quarters requested on 9/26/2007 in the amount of 361,571.93.

The total amount reimbursement due to the Montana Department of Livestock is \$536,168.53. It is imperative to receive both reimbursements immediately to cover expenses. Your efforts to this end are most appreciated and urgently needed.

Thank you,

A handwritten signature in cursive script, appearing to read "George H. Harris".

George H. Harris
Administrator, Centralized Services Division
Montana Department of Livestock

C: Christian Mackay – Executive Officer Board of Livestock
Dr. Martin Zaluski – Montana State Veterinarian

**Montana Department of Livestock
Bison Management Cooperative Agreement #07-9730-0124-CA**

**Final Report of FY2007
October 1, 2006-September 30, 2007**

**BISON MANAGEMENT IN THE MONTANA
GREATER YELLOWSTONE AREA (GYA)**

OBJECTIVES:

- ❖ Maintain Montana's Brucellosis Class Free status.
- ❖ Reduce the risk of *Brucella abortus* transmission from YNP bison to livestock in Montana.
- ❖ Protect the economic interests and viability of Montana's livestock industry.
- ❖ Protect private property in Montana.
- ❖ Preserve a viable wild population of YNP bison.
- ❖ Cooperatively implement the Interagency Bison Management Plan with member agencies.
- ❖ Provide science-based, factual information to the public regarding brucellosis in the GYA.

PROGRAM ACTIVITY:

During FY2006, the Department of Livestock (MT DOL) continued to jointly implement the Interagency Bison Management Plan (IBMP) with National Park Service, US Forest Service, USDA Animal and Plant Health Inspection Service (APHIS), Montana Fish, Wildlife and Parks. Through implementation of the IBMP, the member agencies were successful in realizing the program objectives (above). Activities during FY2006 included:

- ❖ **Bison Hazing.** Implementation of the IBMP continues to focus on spatial and temporal separation of bison and cattle outside YNP. Department personnel monitored the distribution and abundance of bison in the Montana Greater Yellowstone Area (GYA). Hazing operations were conducted on 32 different days in the Western Boundary Area and on 7 days in the Northern Boundary Area. The tables below and the graphs on the following page summarize hazing activities, in which MT DOL was the lead agency, conducted in the Western and Northern Boundary Areas of YNP.

Western Boundary Area Hazing	
Fed. FY07 YTD (Oct 1, 2007 - June 30, 2007)	
# Hazing Operation Days	32
Bull Bison- Successful	104
Bull Bison - Unsuccessful	1
Total Bull Bison Hazed	105
Mixed Bison - Successful	40
Mixed Bison - Unsuccessful	0
Total Mixed Bison Hazed	4642
Total Bison Hazed	4747

Northern Boundary Area Hazing	
Fed FY07 YTD (Oct 1, 2006 - June 30, 2007)	
# Hazing Operation Days	7
Bull Bison- Successful	7
Bull Bison - Unsuccessful	0
Total Bull Bison Hazed	7
Mixed Bison - Successful	228
Mixed Bison - Unsuccessful	0
Total Mixed Bison Hazed	228
Total Bison Hazed	235

❖ **Strategic Hazing on the Western Boundary.** There were 9 strategic hazing days from April 18 – 29th, that incorporated the adaptive management changes approved by the Board of Livestock and all agency partners in November, 2006. This included the possibilities of more tolerance of bull bison, strategic hazing of bison from higher risk areas of Zone 2 to lower areas of Zone 2, and that the number of bison being 3000 was not necessarily an indicator for management changes. The total number of bison hazed during this time period was 1132 with successful hazing of 1109 mixed bison and 22 bulls with 1 additional bull unsuccessfully hazed. This adaptive management change will not be adopted in 2008.

❖ **Bison Calving in Zone 2 and on Horse Butte during Strategic and Regular Hazing.** Birth site samplings from those areas were conducted with no Brucella isolated on any of those samples.

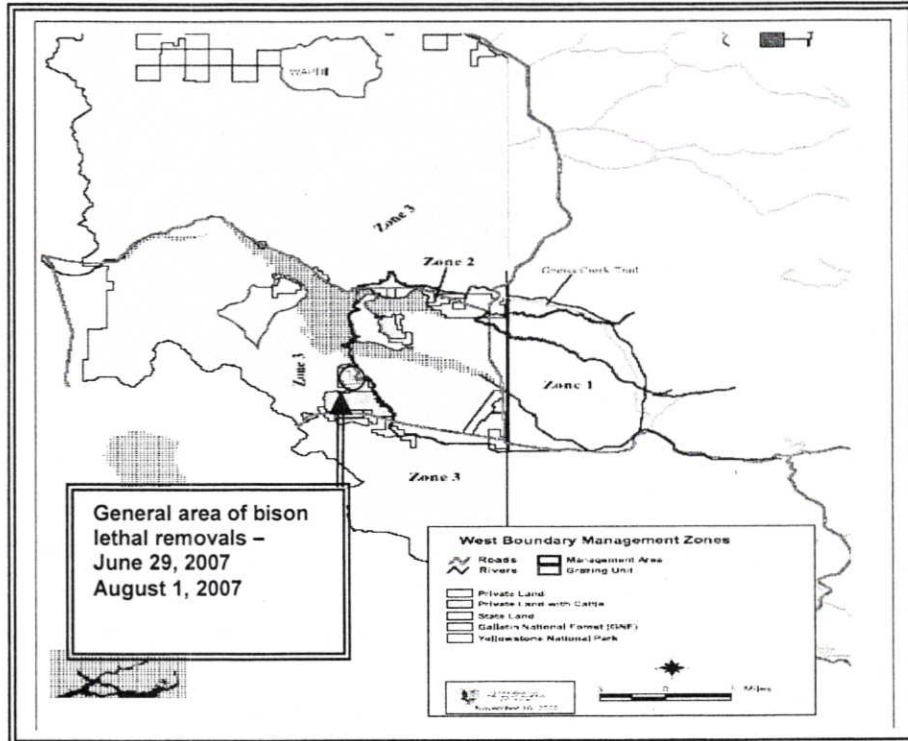
❖ **Bison hazed within Yellowstone National Park.** Bison hazed from the Western Boundary back into the park were not staying when placed one half mile back, so with YNP permission on May 16, 2007 animals were hazed one and one half mile deeper within the park. May 23rd, bison were taken 2.5 miles deep within the park and May 24, bison were taken 5 miles and deeper within the park. All operations were assisted by use of the helicopter within appropriate flying space

❖ **Helicopter usage during hazing.** 63.70 hours of helicopter use were logged this year costing a total of \$50,800.90.

❖ **Bison Capture.** During FY2007, there were a total of three capture operations conducted at the Western Boundary, in which 59 bison were captured. Of those captured, 52 mixed bison and 5 bulls were transported from the Duck Creek Capture facility to the Northern Boundary into the Stephens Creek capture facility where they were hazed back into Yellowstone National Park. 2 bulls were transported to slaughter facilities. None of the captured bison were brucellosis tested in the field. None of the bison captured in the Western Boundary Area were introduced into the BQFS. The following summarizes the capture operations during federal FY 2006:

WESTERN BOUNDARY AREA CAPTURE OPERATIONS FY2007					
DESCRIPTION	CAP.	REL.	SL.	L.R.	BQFS
BULL BISON	7	5	2	4	0
MIXED BISON	52	52	0	0	0
TOTALS	63	57	4	4	0
*CAP - Captured		*REL - Released	*SL - Slaughtered		
*L.R. - Lethal Removal		*BQFS - Bison Quarantine Feasibility Study			

❖ **Bison Lethal Removal- Four Bulls Total.** On June 29, 2007 a livestock producer in the Western Boundary area (Zone 3) removed a bull bison by lethal means on private property, as allowed for in 81-2-121. The bull bison was in a pasture with horses. There were not any cattle present in the pasture or adjacent pastures. One bull bison was lethally removed July 18, 2007 in Zone 3 in the Western Boundary Area, on the South Fork of the Madison. Initially the bull was on the Bar N Ranch in a pasture with cattle and then crossed the river and was removed. Two bull bison were lethally removed August 1, 2007 in Zone 3 in the Western Boundary Area, near the South Fork of the Madison on a county road after moving off of private land where they had been in close proximity to horses and cows.



- ❖ **Monitoring Sero-negative Pregnant Bison.** There were no sero-negative, pregnant bison cows radio-collared or implanted with vaginal radio telemetry devices during FY2007.
- ❖ **IBMP – Bison Hunting Demonstration Project.** The MT Board of Livestock approved a bison hunting demonstration project, as an adaptive management adjustment to the IBMP Operating Procedures. Specifically, this project will focus on the use of bison hunting as an additional management tool. A bison hunting season was established by the MT FWP Commission and included the issuance of either-sex or cow/calf bison licenses for each of the following time periods:
 - November 15, 2005 – December 31, 2006 25 permits issued
 - January 1, 2007 – January 16, 2007 35 permits issued
 - January 17, 2007 – January 31, 2007 40 permits issued
 - February 1, 2007- February 15, 2007 40 permits issued

During the bison-hunting season, the IBMP agencies did not interfere with ongoing hunting activities and did not actively manage bison. However, the MT DOL continued to monitor bison abundance and distribution.

FY 2007 Bison Hunting Demonstration Project Summary:

- 31 Bison Harvested (30 Bulls, 1 Cow)
- 19 in Northern Boundary Area (NBA)
- 12 in Western Boundary Area (WBA)
- 11 during November 15 – December 31 season
- 6 during January 1 – January 16 season
- 11 during January 17 – February 15 season.
- 28 taken by Nez Perce Hunters exercising Tribal treaty rights in Northern Boundary Area during the January 10- March 11, 2007 time period.

- ❖ **IBMP Managers Conference Calls throughout April 15- June 20, 2007.** Managers telephone conferenced about planning hazing events and reviewing field activity of hazing events.
- ❖ **IBMP Managers Meeting.** Throughout FY2007, MT DOL personnel participated in many IBMP “Managers” meetings to discuss and review bison management and issues related to implementation of the IBMP. These meetings focused on the following:
 - Agency management and research updates
 - Bison hunt
 - Bison Quarantine Feasibility study
 - IBMP Status review report
 - IBMP Operating Procedures – Implementation of IBMP
 - Adaptive Management adjustments to the IBMP Operating Procedures
 - Open House planning and review of January 31, 2007 event.
- ❖ **Recording and Reporting of Management Activities.** MT DOL recorded and reported on all IBMP activities and management operations in the Western Boundary Area of YNP. Daily activity reports related to management activities are provided to IBMP member agencies following management activities. Similarly, the MT DOL communicated with the National Park Service (NPS) regarding bison management activities in the Northern Boundary Area of YNP, where the NPS is the lead agency within YNP. Additionally, the MT DOL provided IBMP activity summaries on the MT DOL web site.
- ❖ **Herd Plan Surveillance in Zone 2 Northern Boundary.** As part of the herd plan Royal Teton Ranch cow herd was tested in May following whole herd adult vaccination last year. One cow was found to be a suspect so was re-tested in June and still found to be a suspect so she was purchased and slaughtered and tissues sent to NVSL for culture and testing. No Brucella was found.
- ❖ **IBMP Managers Meeting- GAO Auditor.** Two conference calls with auditors were held June 6 and 7, 2007 with Department of Livestock Personnel for a total of 6 hours and auditors have written a draft report and agencies have responded. Final document should be available in FY2008.
- ❖ **Management pickup was purchased** – to facilitate management activities including hazing and transporting bison within the management zones as well as to slaughter - \$21,175.27
- ❖ **Summary of actions** implemented by all agencies to manage Yellowstone bison during winter (October 1, 2006 – August 1, 2007) are included in Table 1 on the following page.

Table 1. Summary of actions implemented to manage Yellowstone bison during winter.

INTERAGENCY BISON MANAGEMENT PLAN - October 1, 2005 thru June 1, 2006				
MANAGEMENT ACTIVITY	LOCATION			TOTALS
	West Boundary --outside park--	North Boundary --inside park--	North Boundary --outside park--	
Brucellosis Risk Management				
<i>Hazing</i>				
Number of hazing days	32	87	7	142
Number of hazing operations	88	23	14	125
Mortality during hazing activity	0	0	0	0
<i>Capture</i>				
Number of capture operations	3	0	0	3
Total Bison Captured	63	0	0	63
Released (Not tested)	0	57	0	57
Transported to Slaughter (Not tested until slaughtered)	2	0	0	2
Transported to Slaughter (Tested)	0	0	0	0
Capture Pen Mortality	0	0	0	0
<i>Lethal Removal - Agency shooting</i>	4	0	0	4
Subtotal Brucellosis Risk Mgt Mortalities	6	0	0	6
Research Removal - APHIS/FWP Quarantine	0	0	0	0
Montana Bison Hunt				
Licensed hunts	12	0	19	31
Nez Perce treaty hunt	0	0	28	28
Subtotal Hunting Mortality	12	0	47	59
Traffic Mortality (see notes 1 & 2 below)	Unavailable	Unavailable	Unavailable	unavailable
Estimated Natural Mortality & Predation (see note 3 below)	Unavailable	Unavailable	Unavailable	unavailable
Sub-Total Bison Removals & Mortalities	18*	Unavailable	47*	65*

1 - estimated 15 mortalities on Highway 191

2 - known traffic mortalities across YNP

3 - estimated across entire park from historic overwinter mortality and predation rates (440 ~ 9% of early-winter population of ~ 4,900 bison)

REQUEST FOR ADVANCE OR REIMBURSEMENT

(See instructions on back)

Approved by Office of Management and Budget,
No. 80-RO183

Page 1 OF 1
Pages

1. TYPE OF PAYMENT REQUESTED a. "X" one, or both boxes <input type="checkbox"/> ADVANCE <input checked="" type="checkbox"/> REIMBURSEMENT b. "X" the applicable box <input checked="" type="checkbox"/> FINAL <input type="checkbox"/> PARTIAL	2. BASIS OF REQUEST <input type="checkbox"/> CASH <input checked="" type="checkbox"/> ACCRUAL
--	---


3. FEDERAL SPONSORING AGENCY AND ORGANIZATIONAL ELEMENT TO WHICH THIS REPORT IS SUBMITTED USDA WESTERN REGION	4. FEDERAL GRANT OR OTHER IDENTIFYING NUMBER ASSIGNED BY FEDERAL AGENCY 07-9730-0124-CA	5. PARTIAL PAYMENT REQUEST NUMBER FOR THIS REQUEST 2
6. EMPLOYER IDENTIFICATION NUMBER 81-0302402	7. RECIPIENT'S ACCOUNT NUMBER OR IDENTIFYING NUMBER 752 9730 800	8. PERIOD COVERED BY THIS REQUEST FROM (month, day, year) TO (month, day, year) 7/01/07 09/30/07

9. RECIPIENT ORGANIZATION Name : Montana Dept. of Livestock Number and Street : 301 N. Roberts P.O. Box 202001 City, State and ZIP Code : Helena, MT 59620-2001	10. PAYEE (Where check is to be sent is different than item 9) Name : Same as #9 Number and Street : City, State and ZIP Code :
--	--

11. COMPUTATION OF AMOUNT OF REIMBURSEMENTS/ADVANCES REQUESTED				
PROGRAMS/FUNCTIONS/ACTIVITIES ▶	(a)	(b)	(c)	TOTAL
(As of date)				
a. Total program outlays to date 9/30/07	\$536,168.53	\$	\$	\$536,168.53
b. Less: Cumulative program income	-0-			-0-
c. Net program outlays (Line a minus line b)	\$536,168.53			\$536,168.53
d. Estimated net cash outlays for advance period	\$0			\$0
e. Total (Sum of lines c & d)	\$536,168.53			\$536,168.53
f. Non-Federal share of amount on line e	\$-0-			\$-0-
g. Federal share of amount on line e	\$536,168.53			\$536,168.53
h. Federal payments previously requested	\$361,571.93			\$361,571.93
i. Federal share now requested (Line g minus line h)	\$174,596.60			\$174,596.60

j. Advances required by month, when requested by Federal grantor agency for use in making prescheduled advances	1 st month 2 nd month 3 rd month	\$-0- \$-0- \$0			\$-0- \$-0- \$0
---	---	-----------------------	--	--	-----------------------

12. ALTERNATE COMPUTATION FOR ADVANCES ONLY	
a. Estimated Federal cash outlays that will be made during period covered by the advance	\$0
b. Less : Estimated balance of Federal cash on hand as of beginning of advance period	0
c. Amount requested (Line a minus line b)	\$0


13. CERTIFICATION	
I certify that to the best of my knowledge and belief the data above are correct and that all outlays were made in accordance with the grant conditions or other agreement and that payment is due and has not been previously requested.	SIGNATURE OF AUTHORIZED CERTIFYING OFFICIAL  TYPED OR PRINTED NAME AND TITLE Janet Nick, Accountant Centralized Services
DATE REQUEST SUBMITTED 1/23/08	
TELEPHONE (AREA CODE, NUMBER, EXTENSION) 406-444-4993	

This space for agency use

FINANCIAL STATUS REPORT

(Long Form)

(Follow Instructions on the back)

1. Federal Agency and Organizational Element to Which Report is Submitted USDA APHIS		2. Federal Grant or Other Identifying Number Assigned By Federal Agency 07-9730-0124-CA		OMB Approval No. 0348-0039	Page 1	of 1
3. Recipient Organization (Name and complete address, including ZIP code) State of Montana, Department of Livestock P. O. Box 202001, 303 Roberts Helena, MT 59620-2001						
4. Employer Identification Number 81-0302402	5. Recipient Account Number or Identifying Number 752 9730 800		6. Final Report <input checked="" type="checkbox"/> Yes <input type="checkbox"/> No		7. Basis <input type="checkbox"/> Cash <input checked="" type="checkbox"/> Accrual	
8. Funding/Grant Period (See Instructions) From: (Month, Day, Year) 10/1/2006		To: (Month, Day, Year) 9/30/2007		9. Period Covered by This Report From: (Month, Day, Year) 10/1/2006		To: (Month, Day, Year) 9/30/2007
10. Transactions:				I	II	III
				PREVIOUSLY REPORTED	THIS PERIOD	CUMULATIVE
a. Total outlays				361,571.93	174,596.60	536,168.53
b. Refunds, rebates, etc.				0.00	0.00	0.00
c. Program income used in accordance with the deduction alternative				0.00	0.00	0.00
d. Net outlays (line a, less the sum of lines b and c)				361,571.93	174,596.60	536,168.53
Recipient's share of net outlays, consisting of:						
e. Third party (in-kind) contributions				0.00	0.00	0.00
f. Other Federal awards authorized to be used to match this award				0.00	0.00	0.00
g. Program income used in accordance with the matching or cost sharing alternative				0.00	0.00	0.00
h. All other recipient outlays not shown on lines e, f or g				0.00	0.00	0.00
i. Total recipient share of net outlays (Sum of lines e, f g and h)				0.00	0.00	0.00
j. Federal share of net outlays (line d less line i)				361,571.93	174,596.60	536,168.53
k. Total unliquidated obligations						0.00
l. Recipient's share of unliquidated obligations						0.00
m. Federal share of unliquidated obligations						0.00
n. Total federal share (sum of lines j and m)						536,168.53
o. Total federal funds authorized for this funding period						660,000.00
p. Unobligated balance of federal funds (line o minus line n)						123,831.47
Program income consisting of:						
q. Disbursed program income shown on lines c and/or g above						0.00
r. Disbursed program income using the addition alternative						0.00
s. Undisbursed program income						0.00
t. Total program income realized (sum of lines q, r and s)						0.00
11. Indirect Expense	a. Type of Rate (Place "X" in appropriate box)					
	<input type="checkbox"/> Provisional	<input type="checkbox"/> Predetermined	<input type="checkbox"/> Final	<input type="checkbox"/> Fixed		
	b. Rate	c. Base	d. Total Amount	e. Federal Share		
12. REMARKS: Attach any explanations deemed necessary or information required by Federal sponsoring agency in compliance with governing legislation.						
13. Certification: I certify to the best of my knowledge and belief that this report is correct and complete and that all outlays and unliquidated obligations are for the purposes set forth in the award documents.						
Typed or Printed Name and Title Janet Nick, Accountant				Telephone (Area code, number and extension) (406) 444-4993		
Signature of Authorized Certifying Official 					Date Report Submitted 2/1/2008	